Nasdaq-100 Enhanced Growth™ Index
Fueling Innovation with Fundamental Strength

What is the Nasdaq-100 Enhanced Growth™ Index (NDXEG™)?

Nasdaq-Listed Only

Targets the **top 50** Nasdaq-100® (NDX®) companies by composite factor rankings

U.S. Exposure +

Broad exposure to 45 U.S. (96.2% wgt.) and 5 international (3.8% wgt.) non-financial companies

Technology Exposure +

99% exposure to Tech, Consumer Discretionary, Telecom, & Healthcare

Growth + Quality Focus

Disciplined, fundamentals-driven **Company-level selection**

Top 10 Constituents

	Constituent	Weights
1	Nvidia	7.7%
2	Microsoft	7.7%
3	Amazon	7.3%
4	Broadcom	6.2%
5	Meta	6.1%
6	AMD	5.4%
7	Micron	4.5%
8	Space X	4.1%
9	Intel	4.0%
10	Alphabet	4.0%

ICB Industry Breakdown

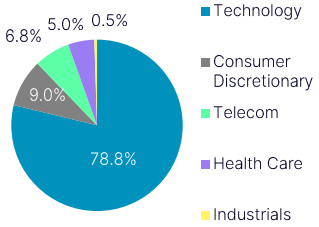

Source: Nasdaq, Bloomberg. Data as of September 25, 2026.

Index Construction Process

Universe: Nasdaq-100® (NDX®)

↓

Meet Eligibility Criteria

↓

Rank Companies by 5 Fundamental Metrics

- Gross Margin Sharpe
- R&D Expenses as % of Quarterly Sales
- Full Market Cap
- 3-Year Sales Per Share Average Growth Rate
- 2-Year Forward EPS Estimates Average Growth Rate

↓

Composite Factor Ranking

↓

Select Top 50 Companies & Weighting Based on Modified Market Cap

↓

Nasdaq-100 Enhanced Growth™ (NDXEG™)

Quarterly Rebalance & Reconstitution

Fundamentally Driven Outperformance

Gross margin of NDXEG™ is nearly double that of the S&P 500.

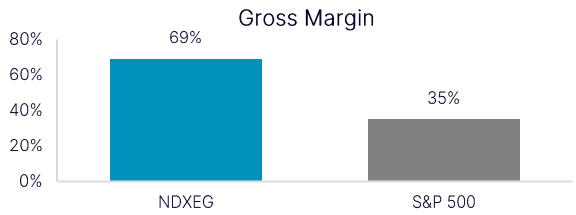

Return on Equity of NDXEG™ is 9.8%pt. higher than that of the S&P 500.

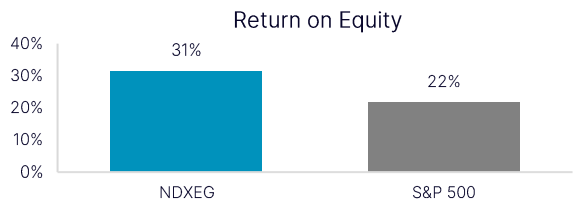

Source: Nasdaq, Bloomberg. Data as of September 25, 2026.

Impressive & Consistent Outperformance

- Over the past 18+ years, the total return of NDXEG™ was ~3.7 times that of S&P 500 (2,401% vs. 653%), with ~65% higher or 7.4%pt higher on an annualized basis (18.8% vs. 11.4% CAGR)
- NDXEG™ has outperformed S&P 500 in 14 of the past 18 full calendar years, representing a win rate of 78%.

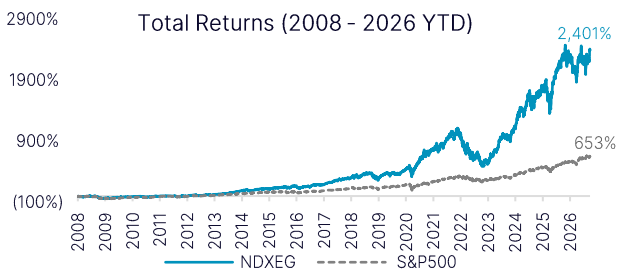

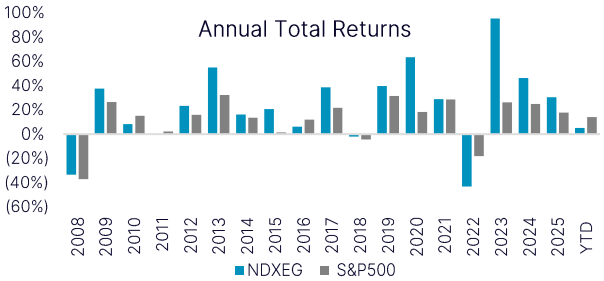

Source: Nasdaq, FactSet, Bloomberg. Data as of September 25, 2026.

Nasdaq®, Nasdaq-100 Index®, Nasdaq-100®, NDX®, Nasdaq-100 Enhanced Growth™ Index, Nasdaq-100 Enhanced Growth™ and NDXEG™ are registered trademarks of Nasdaq, Inc. The information contained above is provided for informational and educational purposes only, and nothing contained herein should be construed as investment advice, either on behalf of a particular security or an overall investment strategy. Neither Nasdaq, Inc. nor any of its affiliates makes any recommendation to buy or sell any security or any representation about the financial condition of any company. Statements regarding Nasdaq-listed companies or Nasdaq proprietary indexes are not guarantees of future performance. Actual results may differ materially from those expressed or implied. Past performance is not indicative of future results. Investors should undertake their own due diligence and carefully evaluate companies before investing. ADVICE FROM A SECURITIES PROFESSIONAL IS STRONGLY ADVISED.

© 2026. Nasdaq, Inc. All Rights Reserved.

nasdaq.com/solutions/index-apac